

**FMIvT 0-2 Year High Quality Bond Fund**

For the Periods Ending December 31, 2023

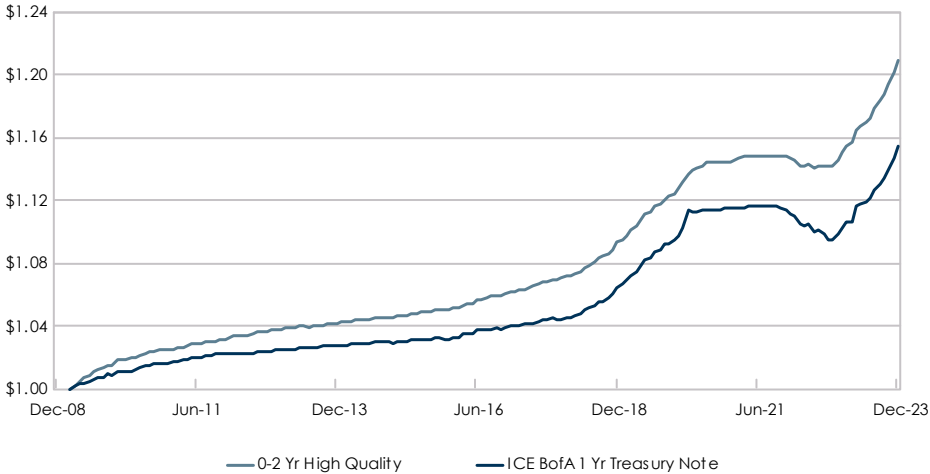
Portfolio Description	Portfolio Information
<ul style="list-style-type: none"> <li>■ <b>Strategy</b> Ultra-Short Term Fixed Income Portfolio</li> <li>■ <b>Manager</b> Atlanta Capital Management Company</li> <li>■ <b>Vehicle</b> Separately Managed Account</li> <li>■ <b>Benchmark</b> BofA ML 1 Yr Treasury Note</li> <li>■ <b>Performance Inception Date</b> April 2009</li> <li>■ <b>Fees</b> Manager Fees - 10 bps; Admin Fees - 10.5 bps</li> <li>■ <b>Total Expenses</b> Approximately 23 bps</li> </ul>	<ul style="list-style-type: none"> <li>■ <b>Minimum initial investment</b> \$50,000</li> <li>■ <b>Minimum subsequent investments</b> \$5,000</li> <li>■ <b>Minimum redemption</b> \$5,000</li> <li>■ The Portfolio is open twice a month, on the first business day following the Portfolio Valuation date, to accept Member contributions or redemptions.</li> <li>■ The Portfolio is valued on the 15th and last business day of the month. If the 15th is not a business day, the valuation is the next succeeding business day.</li> <li>■ The Administrator must have advance written notification of Member contributions or redemptions.</li> </ul>

Portfolio Objectives and Constraints	Dollar Growth Summary (\$000s)		
<ul style="list-style-type: none"> <li>■ Invests in Government and high quality securities while maintaining an average maturity of approximately one year.</li> <li>■ Outperform the ICE BofA 1 Yr Treasury Note over a complete market cycle (usually 3 to 5 years).</li> <li>■ Rank above median in a relevant peer group universe.</li> <li>■ The Portfolio is subject to interest rate and credit risk, which may cause a loss of principal. Shares of the Portfolio are neither insured nor guaranteed by any US Government Agency, including the FDIC.</li> </ul>			
		<b>FYTD</b>	
		<b>1 Year</b>	
	<b>Beginning Market Value</b>	<b>165,280</b>	<b>159,666</b>
	Net Additions	-2,563	-2,106
	Return on Investment	2,917	8,074
	Income	1,221	3,975
	Gain/Loss	1,696	4,099
	<b>Ending Market Value</b>	<b>165,634</b>	<b>165,634</b>

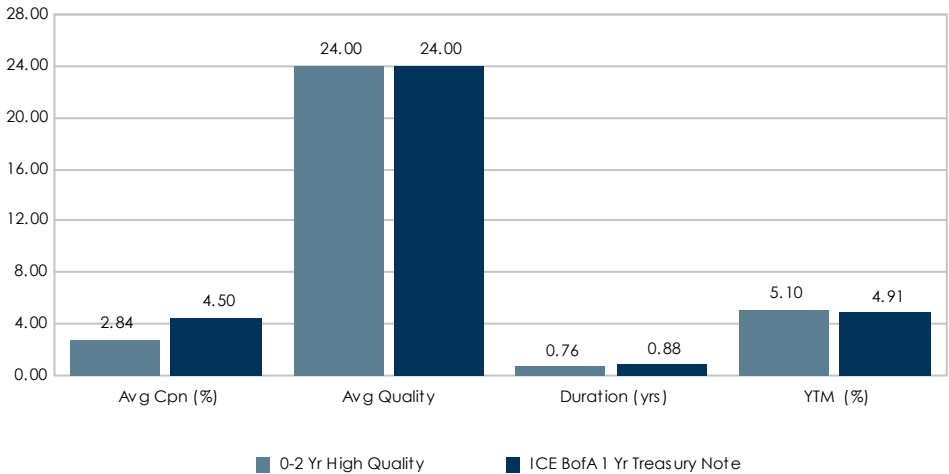
**FMIvT 0-2 Year High Quality Bond Fund**

For the Periods Ending December 31, 2023

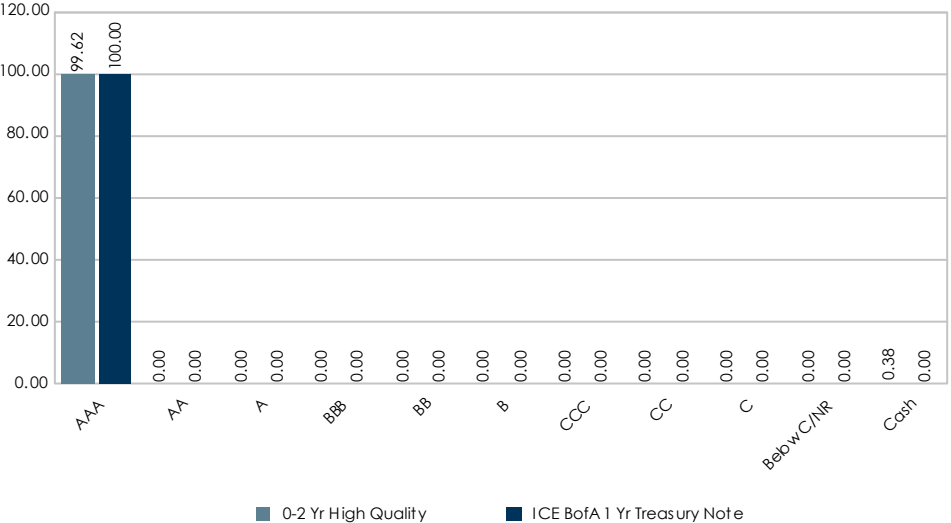
**Growth of a Dollar**



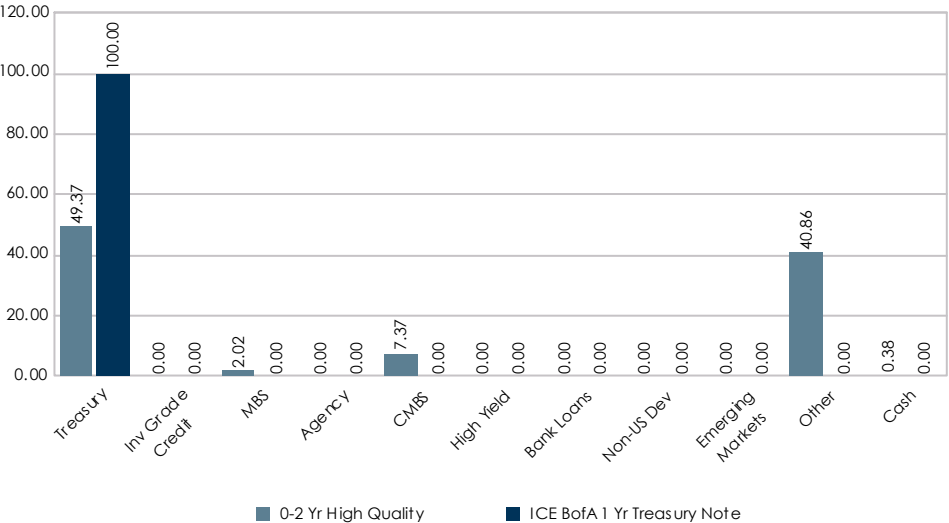
**Characteristics**



**Quality Allocation**



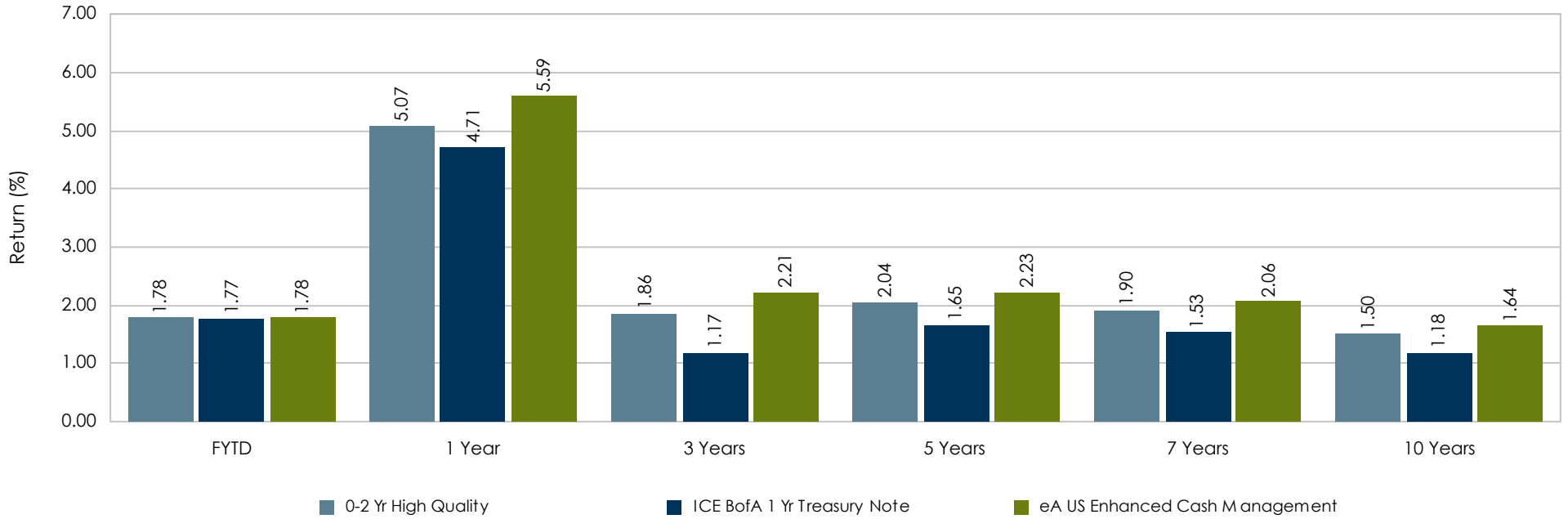
**Sector Allocation**



The Other sector consists of ABS, CMO, Convertibles, Municipals, Private Placements/144As and TIPS.

### FMIvT 0-2 Year High Quality Bond Fund

For the Periods Ending December 31, 2023

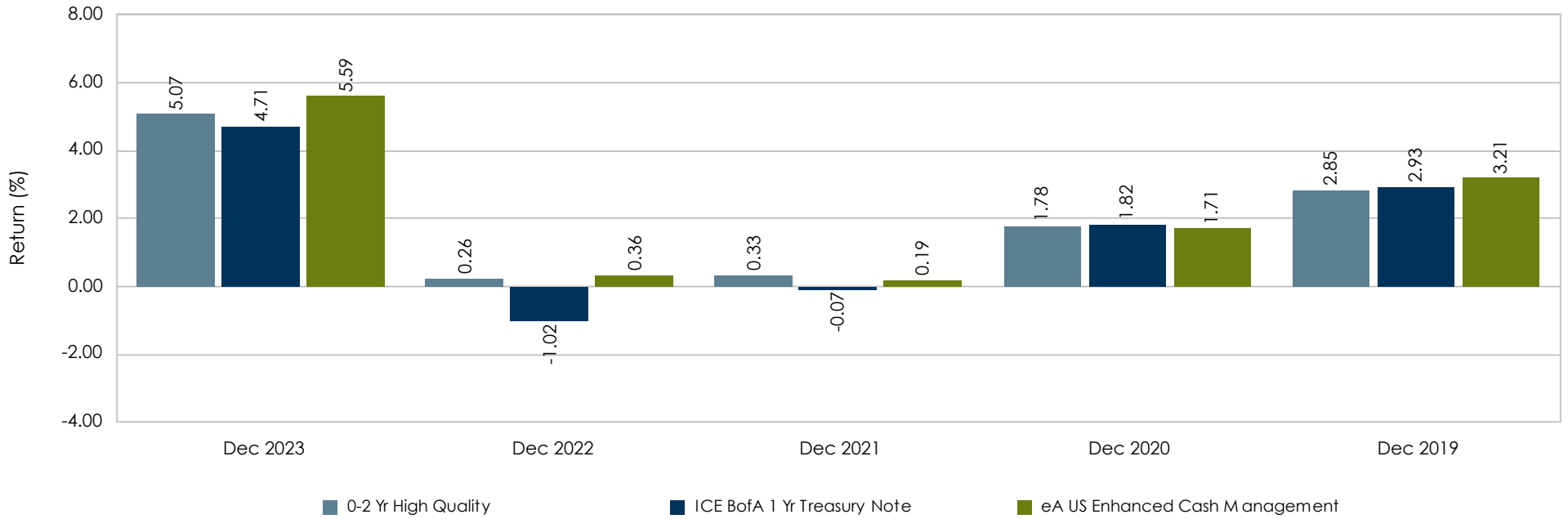


	0-2 Yr High Quality	ICE BofA 1 Yr Treasury Note	eA US Enhanced Cash Management
Ranking	51	98	71
5th Percentile	2.51	7.07	2.87
25th Percentile	1.97	6.23	2.42
50th Percentile	1.78	5.59	2.21
75th Percentile	1.61	5.32	1.78
95th Percentile	1.42	5.11	1.13
Observations	78	77	76

The rankings represent the portfolio's returns versus a peer universe. The rankings are on a scale of 1 to 100 with 1 being the best.

**FMIvT 0-2 Year High Quality Bond Fund**

For the One Year Periods Ending December



	Dec 2023	Dec 2022	Dec 2021	Dec 2020	Dec 2019
Ranking	98	55	25	46	72
5th Percentile	7.07	1.83	0.81	3.31	4.20
25th Percentile	6.23	1.13	0.33	2.18	3.52
50th Percentile	5.59	0.36	0.19	1.71	3.21
75th Percentile	5.32	-0.45	0.07	1.11	2.81
95th Percentile	5.11	-2.19	-0.18	0.76	2.44
Observations	77	87	88	92	91

The rankings represent the portfolio's returns versus a peer universe. The rankings are on a scale of 1 to 100 with 1 being the best.